



**SAGE MAS 90 SAGE MAS 200**

**BUSINESS INSIGHTS DASHBOARD**

**REPORTS**

Business Insights Dashboard features an HTML-based, customizable start page and the following key reports:

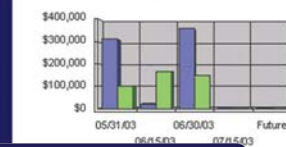
- Accounts Payable Analysis
- Accounts Receivable Analysis
- Balance Sheet Details
- Budget Comparisons
- Cash Expectations
- Cash Flow Predictions
- Cash Requirements
- Expenses
- Income and Balance Sheet
- Income Statement Details
- Key Ratios
- Purchases
- Revenue
- Sales
- Sales by Product Line
- Top Customers
- Top Items
- Top Vendors
- Work Force Statistics

You can also drill down and make inquiries into the following Sage MAS 90 and Sage MAS 200 reports from Business Insights Dashboard:

- Accounts Payable Analysis
- Accounts Payable Aged Invoice
- Accounts Receivable Analysis
- Accounts Receivable Aged Invoice
- Benefit Accrual
- Budget and History
- Cash Expectation
- Cash Requirements
- Customer Sales Analysis
- General Ledger Detail
- Inventory Sales Analysis
- Monthly Purchases
- Monthly Sales Recap by Product
- Sales Analysis by Salesperson
- Vendor Purchase Analysis
- Vendor Purchase Inquiries
- Vendor

**ABC Distribution and Service Corp.**

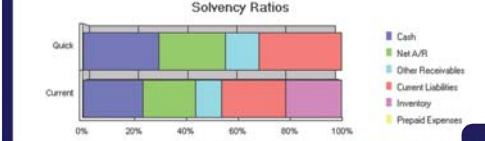
**Cash Flow Predictions**



Date	Expected	Required	Balance
05/31/03	312,191	100,640	211,551
06/15/03	22,041	168,314	(146,273)
06/30/03	359,191	148,454	210,737
07/15/03	0	0	0
Future	781	0	781
<b>Total</b>	<b>694,204</b>	<b>417,408</b>	<b>276,796</b>

**ABC Distribution and Service Corp.**

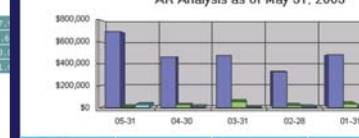
**Key Ratios**



Solvency Ratios	Period to Date	Prior Period	Year to
Quick	3.13	4.12	
Current	3.99	5.29	
<b>Operational Efficiency Ratios</b>			
Days Sales in Inventory	63.33	58.22	77
Inventory Turnover	5.76	7.27	4.6
Average Sales Days Outstanding	28.32	39.64	33
Receivables Turnover	12.88	9.21	11
<b>Leverage Ratios</b>			
Equity Ratio	0.67	0.78	
Debt Ratio	0.33	0.22	
Debt to Equity Ratio	0.49	0.28	
<b>Profitability Ratios</b>			
Net Income to Sales	(0.11)	0.41	0.0
Gross Profit to Sales	0.53	0.56	0.5
Operating Expense to Sales	0.50	0.40	0.4
Return on Total Assets	0.01	0.03	0.0

**ABC Distribution and Service Corp.**

**AR Analysis**



Total Current Period	Total Prior Period	Rolling Average	Average Invoice	Average Days			
893,422.83	464,886.19	489,865.75	15,128.16	34.5 Days			
<b>Aging Periods</b>							
Aging Periods	Total Receivables	%Change	# of Invoices	Over 30 Days	% of Total	Over 60 Days	% of Total
05-31	693,422.83	49.2%	62	9,285.46	1.3%	31,844.16	4.6%
04-30	464,886.19	(2.1)%	43	25,926.60	5.6%	10,872.18	2.3%
03-31	474,596.26	43.5%	44	56,353.78	11.9%	5,932.33	1.3%
02-28	320,939.48	(31.2)%	32	15,487.99	7.7%	8,765.99	2.8%
01-31	482,033.77	0.0%	78	36,785.32	7.6%	11,568.57	2.4%

If you are a busy manager or business owner who needs quick access to key business information in a format that is easy to read and understand, Business Insights Dashboard for Sage MAS 90 and Sage MAS 200 ERP systems is the ideal solution. Designed to provide the data you need to make critical decisions, Business Insights Dashboard presents information in a high-level, attractive graphical format that allows you to instantly ascertain the state of your business. Flexible, yet simple to use, Business Insights Dashboard is displayed within the Sage MAS 90 or 200 Business Desktop and can also be accessed directly with Microsoft Internet Explorer or Outlook.

Business Insights Dashboard provides timely and efficient access to accurate financial information generated from your Sage MAS 90 or 200 system. You can keep on top of critical business management information and be better prepared to thrive in today's fast-paced, highly competitive business environment.

With Business Insights Dashboard, you decide what information is the most critical to your operation. You may select up to 12 key reports to include on your Business Insights Dashboard start page, the order in which the information appears, and how much detail is displayed.

Business Insights Dashboard gives you the information you need to make better business decisions and it helps you conduct your day-to-day operations with higher levels of efficiency. Your customized start page delivers the data you need most, when you need it. Staying informed has never been easier!



# Sage MAS 90 and Sage MAS 200

## Business Insights Dashboard

*"Business Insights Dashboard allows us to be much more strategic in our thinking, and keep our finger on the pulse of the company."*

Mary Halvorson, Operations Director  
Orpheus Music, Inc.

### FEATURES

#### Customizable Start Page Configuration

A wizard makes it easy to customize your start page and select the reports you want to see. For example, variable pie chart graphs and their table elements can display sales for your top five, 10 or 20 customers, depending on what is most appropriate for your company.

#### Easy Access to Information

View your information within the Sage MAS 90 or 200 Desktop or access it directly with Internet Explorer.

#### Extensive Drill-Down Capabilities

You have the option to drill down into selected Sage MAS 90 or 200 reports and inquiries to display additional information.

#### Attractive Text and Graphical Data Displays

The easy-to-read information display uses a combination of visually effective text and graphics in an attractive, contemporary design.

#### Automatic Data Refreshing

Data is automatically refreshed through a polling process that takes place in the background. This ensures the display of up-to-date information without having to take the time and effort to manually refresh data. You have the ability to refresh when launching Business Insights Dashboard, or you may specify a time value for automatic data refreshing.



- [▶ MAS 90 Software](#)
- [▶ MAS 90 Support](#)
- [▶ MAS 90 Training](#)
- [▶ MAS 200 Software](#)
- [▶ MAS 200 Support](#)
- [▶ MAS 200 Training](#)
- [▶ MAS 90 and MAS 200 Live Demo](#)
- [▶ Contact Us](#)

*Solutions behind your every move*



56 Technology Drive • Irvine, CA 92618-2301 • 800-854-3415 • [www.sagesoftware.com](http://www.sagesoftware.com)

©2005 Sage Software, Inc. All rights reserved. The Sage Software logo, Sage MAS 90, and Sage MAS 200 are registered trademarks or trademarks of Sage Software, Inc., or its affiliated entities. All other trademarks are the property of their respective owners.

5M00482 09/05 05-3808/0905